

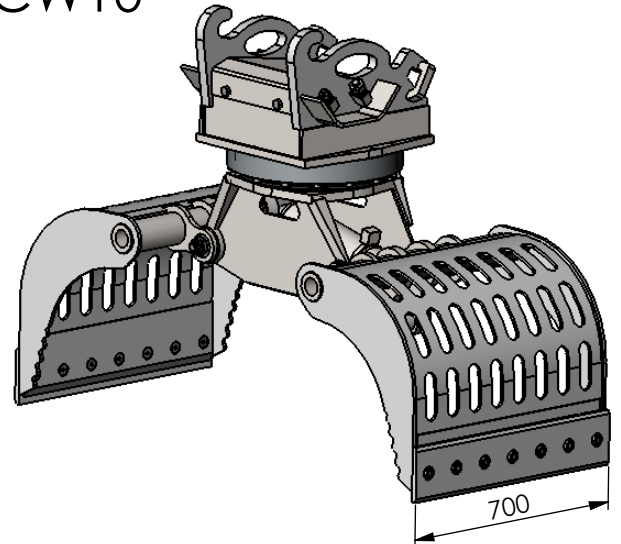


ATTACHMENT
SOLUTIONS

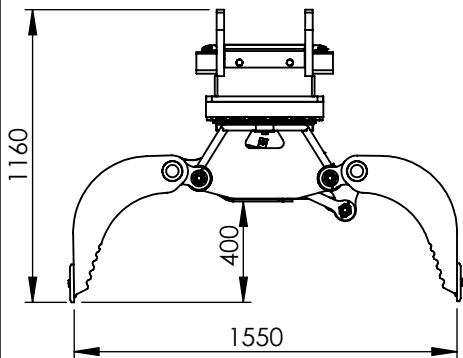
gp-equipment.com

Type:
Sloop- en sorteergrijper
Demolition and sorting grab
Abbruch- und Sortiergreifer
Grappin de Demolition et de triage

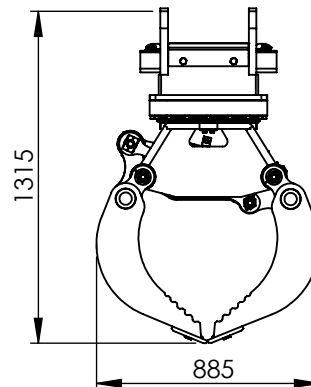
GP452-D
CW10



zijkant/side view/
Seitenansicht/vue de côté

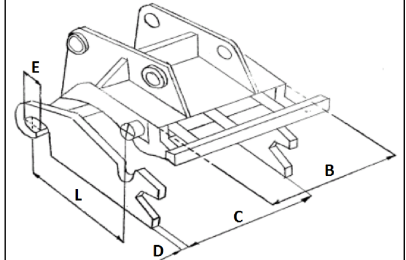


vooraanzicht/front view/
Vorderansicht/vue de face





Gatenpatroon/hole pattern/
Bohrbild/motif de trous

B = 320mm
C = 320mm
D = 25mm
E = 50mm
L = 300mm



Technical specifications

Nederlands 	English 	Deutsch 	Français 		
Klasse graafmachine	Class excavator	Machine klasse	Classe de excavatrice	ton	6-11
Gewicht	Weight	Gewicht	Poids	Kg	475
Werkdruk max.	Op. pressure max	Betät. druck max	Pression maximale	bar	320
Werkdruk rotatie max	Op. pressure rotation max	Betät. druck rotation max	Pression rotation max	bar	210
Werkdruk rotatie min	Op. pressure rotation min	Betät. druck rotation min	Pression rotation min	bar	190
Olieflow max	Oil flow max	Öfluss max	Débit d'huile max	l/min	70
Olieflow rotatie max	Oil flow rotation max	Öfluss rotation max	Débit d'huile rotation max	l/min	15
Inhoud	Content	Inhalt	Contenance	litr.	200
Sluitkracht	Closing force	Schliesskraft	Force de fermeture	kN	24
Slangaansluiting knijpfunctie	Hose connect open/close	Schlauchanschluss kneifen	Raccord de tuyau fermeture	-	\$16
Slangaansluiting draaifunctie	Hose connect turn function	Schlauchanschluss drehen	Raccord de tuyau rotation	-	\$12